


Factsheet:

Lehman Super 135



Experience the smooth delivery of efficient marine power in the Super 135. Yes, 135 bhp in everyday use at 2600 rpm! And you can enjoy all the other benefits of Lehman Power in this 4-cylinder, water cooled engine: more power for less fuel, a quieter engine, longer life and fewer, shorter services.

The Technical Facts

Full Specification

TYPE

Engine-driven, 4 cycle overhead valve engine
equipped with single

speed pump

Output 4.4 GPM at 1075 PSI max.

MAX. PRESSURE

1075 PSI at 1.5 GPM

MAX. FLOW

4.4 GPM at 1075 PSI max.

CONNECTIONS

1/2" x 1"

WGT.

14.5 LBS. (Class 20 or 30 Steel Caseless)

OIL CAPACITY

14.75 quarts, 14.7 flow (optional)

OIL FILTER

For fine, disposable cartridge, 400, 40

FLUX, 10-1500

It has two speed pumps, engine equipped with
mechanical governor and fully automatic safety for
discontinuous service

Two stage pump with 1000 PSI pressure, 1000 PSI
pressure and 1000 PSI or 1000 PSI pressure available
at 1000 PSI

STARTING MOTOR

1000 PSI pressure, 1000 PSI and 1000 PSI pressure
available

ALTERNATOR

1000 PSI pressure, 1000 PSI

1000 PSI pressure, 1000 PSI

1000 PSI pressure, 1000 PSI pressure, 1000 PSI pressure
available at 1000 PSI or 1000 PSI pressure

MAX. FLOW

4.4 GPM at 1075 PSI max.

MAX. PRESSURE

1075 PSI at 1.5 GPM - 1000 PSI pressure
available

MAX. FLOW

4.4 GPM at 1075 PSI max.

MAX. PRESSURE

1075 PSI at 1.5 GPM - 1000 PSI pressure
available at 1000 PSI or 1000 PSI pressure

MAX. FLOW

4.4 GPM at 1075 PSI max.

MAX. PRESSURE

1075 PSI at 1.5 GPM - 1000 PSI pressure
available

MAX. FLOW

4.4 GPM at 1075 PSI max.

MAX. PRESSURE

1075 PSI at 1.5 GPM - 1000 PSI pressure
available at 1000 PSI or 1000 PSI pressure

MAX. FLOW

4.4 GPM at 1075 PSI max.

MAX. PRESSURE

1075 PSI at 1.5 GPM - 1000 PSI pressure
available

MAX. FLOW





FIGURE 1. LEHRMAN SUPER 135



1. Full Throttle
 2. Half Throttle
 3. Idle
 4. Fuel Consumption (GPH)
 5. RPM

| | | | |
|------|------|------|------|
| 2800 | 1.00 | 2.00 | 0.00 |
| 2600 | 1.00 | 1.00 | 0.00 |
| 2400 | 1.00 | 0.00 | 0.00 |
| 2200 | 1.00 | 0.00 | 0.00 |
| 2000 | 1.00 | 0.00 | 0.00 |
| 1800 | 1.00 | 0.00 | 0.00 |
| 1600 | 1.00 | 0.00 | 0.00 |
| 1400 | 1.00 | 0.00 | 0.00 |
| 1200 | 1.00 | 0.00 | 0.00 |
| 1000 | 1.00 | 0.00 | 0.00 |
| 800 | 1.00 | 0.00 | 0.00 |
| 600 | 1.00 | 0.00 | 0.00 |
| 400 | 1.00 | 0.00 | 0.00 |
| 200 | 1.00 | 0.00 | 0.00 |
| 0 | 1.00 | 0.00 | 0.00 |